

Semi-conductor relay - OV-24DC/350DC/1 - 2982634

Please be informed that the data shown in this PDF Document is generated from our Online Catalog. Please find the complete data in the user's documentation. Our General Terms of Use for Downloads are valid (<http://phoenixcontact.com/download>)




Solid-state relay, for signal amplification and isolation of the control and load circuits, can be plugged in the solderable plug-in bases SIM-AMS or with PCB connection for mounting directly onto the PCB, input: 4.25-32 V DC, output: 1-350 V DC/1 A

Your advantages

- ✓ Compact dimensions
- ✓ No electromagnetic interference
- ✓ High test voltage of up to 4 kV between control and load circuits
- ✓ No wear, even at high switching frequencies
- ✓ Electrically insulated housing
- ✓ No contact bounce – no movable parts
- ✓ Switching power of up to 350 V DC/1 A, 60 V DC/4 A or 480 V AC/5 A



Key Commercial Data

Packing unit	10 pc
GTIN	 4 046356 131988
GTIN	4046356131988

Technical data

Dimensions

Width	10.5 mm
Height	43 mm
Depth	25.4 mm

Ambient conditions

Ambient temperature (operation)	-20 °C ... 80 °C
Ambient temperature (storage/transport)	-20 °C ... 80 °C

Input data

Nominal input voltage U_N	24 V DC
Input voltage range	4.25 V DC ... 32 V DC

Semi-conductor relay - OV-24DC/350DC/1 - 2982634

Technical data

Input data

Switching threshold "0" signal, voltage	< 1 V DC
Switching threshold "1" signal voltage	> 3.3 V DC
Typical input current at U _N	15 mA
Typical response time	< 100 µs
Typical turn-off time	< 250 µs
Transmission frequency	100 Hz

Output data

Output voltage range	1 V DC ... 350 V DC
Limiting continuous current	1 A (see derating curve)
Min. load current	1 mA
Leakage current	100 µA
Surge current	20 A (t _p = 1 s)
Voltage drop at max. limiting continuous current	0.5 V
Output circuit	2-conductor
Type of protection	Reverse polarity protection
Protective circuit/component	Polarity protection diode

General

Test voltage input/output	4 kV (50 Hz, 1 min.)
Mounting position	any
Assembly instructions	Can be aligned with > 9 mm spacing
Operating mode	100% operating factor
Standards/regulations	EN 61000-4-2
	EN 61000-4-3
	EN 61000-4-4
	EN 55011

Standards and Regulations

Connection in acc. with standard	CUL
Standards/regulations	EN 61000-4-2
	EN 61000-4-3
	EN 61000-4-4
	EN 55011
Insulation	Basic insulation

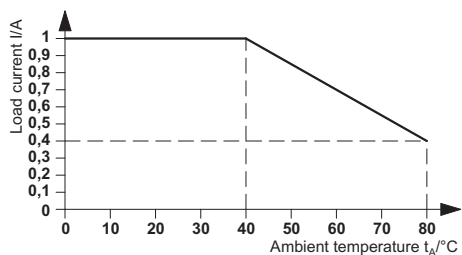
Environmental Product Compliance

China RoHS	Environmentally Friendly Use Period = 50
	For details about hazardous substances go to tab "Downloads", Category "Manufacturer's declaration"

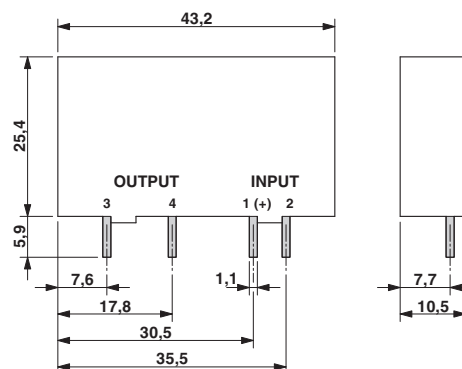
Drawings

Semi-conductor relay - OV-24DC/350DC/1 - 2982634

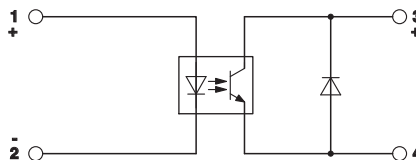
Diagram



Dimensional drawing



Circuit diagram



Approvals

Approvals

Approvals

UL Recognized / cUL Recognized / EAC / cULus Recognized

Ex Approvals


Approval details

UL Recognized		http://database.ul.com/cgi-bin/XYV/template/LISEXT/1FRAME/index.htm	FILE E 195083
---------------	--	---	---------------

cUL Recognized		http://database.ul.com/cgi-bin/XYV/template/LISEXT/1FRAME/index.htm	FILE E 195083
----------------	--	---	---------------

Semi-conductor relay - OV-24DC/350DC/1 - 2982634

Approvals



Phoenix Contact 2018 © - all rights reserved
<http://www.phoenixcontact.com>

PHOENIX CONTACT GmbH & Co. KG
Flachsmarktstr. 8
32825 Blomberg
Germany
Tel. +49 5235 300
Fax +49 5235 3 41200
<http://www.phoenixcontact.com>

Mouser Electronics

Authorized Distributor

Click to View Pricing, Inventory, Delivery & Lifecycle Information:

[Phoenix Contact:](#)

[2982634](#)