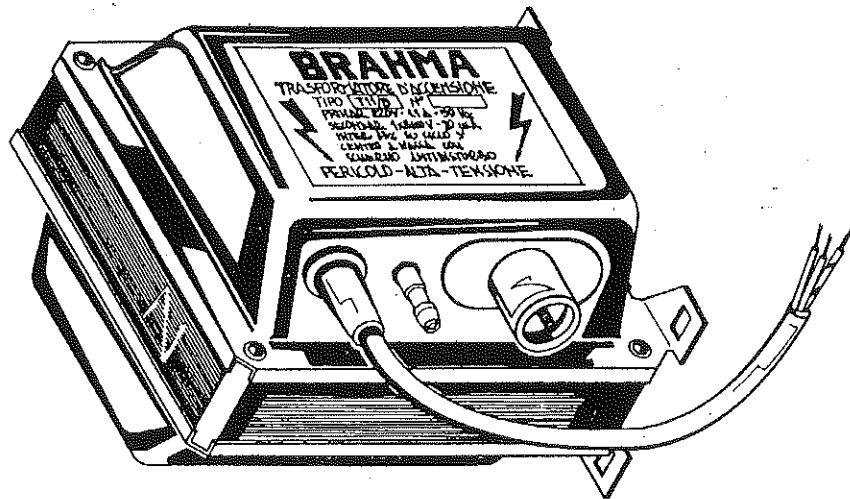




IGNITION TRANSFORMER FOR BURNERS

T 11...



GENERAL DESCRIPTION

The T11... series transformers are approved by the VDE Offenbach (Germany) testing office (dossier Nr. 14323 on 28th/3/79).

They are all manufactured for only one output voltage (1x9 kV), but they are available with different fittings and insulator positions. Each type will be indicated with an alphabetic letter which is added to the T 11... mark. The different types available are shown on the drawing below; when placing your orders do not forget to add the corresponding alphabetic letter. Special applications are available upon request and according to customer design.

The H.T. windings are insulated by casting into epoxy resins. This manufacturing method provides the transformer with a high reliability level.

When the temperature is raised, both electric and magnetic circuits can expand independently from each other. This doesn't occur when both circuits are cast together: in this case, the resin is submitted to stresses due to different expansions of each circuit.

Casting single coils maintains a constant thickness of the insulating layer on the coil; which if cast in one piece, some thickness differences will occur, which causes stress. In this case, when the resin is aging, its elasticity decreases and the breaking possibility increases; the resin aging is dependent upon how many times the transformer operates.

Casting single coils also allows checking before assembling, and the repair of defects when necessary; in case of other manufacturing methods, any little defects is irreversible therefore damaging the whole transformer. The higher production cost of single coils is thus compensated by a higher quality level.

Two stove-enamelled metallic covers protect the coils and are fitted directly on to the magnetic circuit.

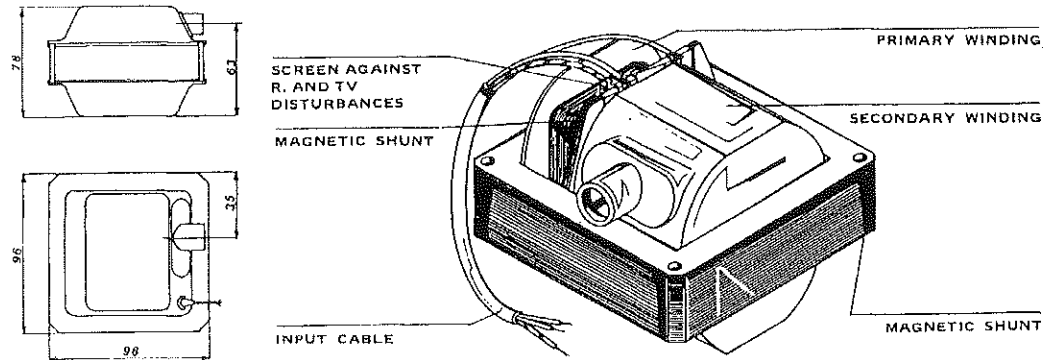
The T 11... transformer is of the shell-type with one secondary and one primary winding. The secondary winding has one terminal earthed. The insulator is manufactured directly when casting the coils.

The transformer is screened for preventing radio and television disturbances, but for the best results, this screen has to be well earthed.

APPLICATION

The T 11... series transformer is suitable for burners firing gas of any capacity. If only one ignition electrode is required, it can be used too for oil burners. Its manufacturing features allow also fittings on burners with or without covers.

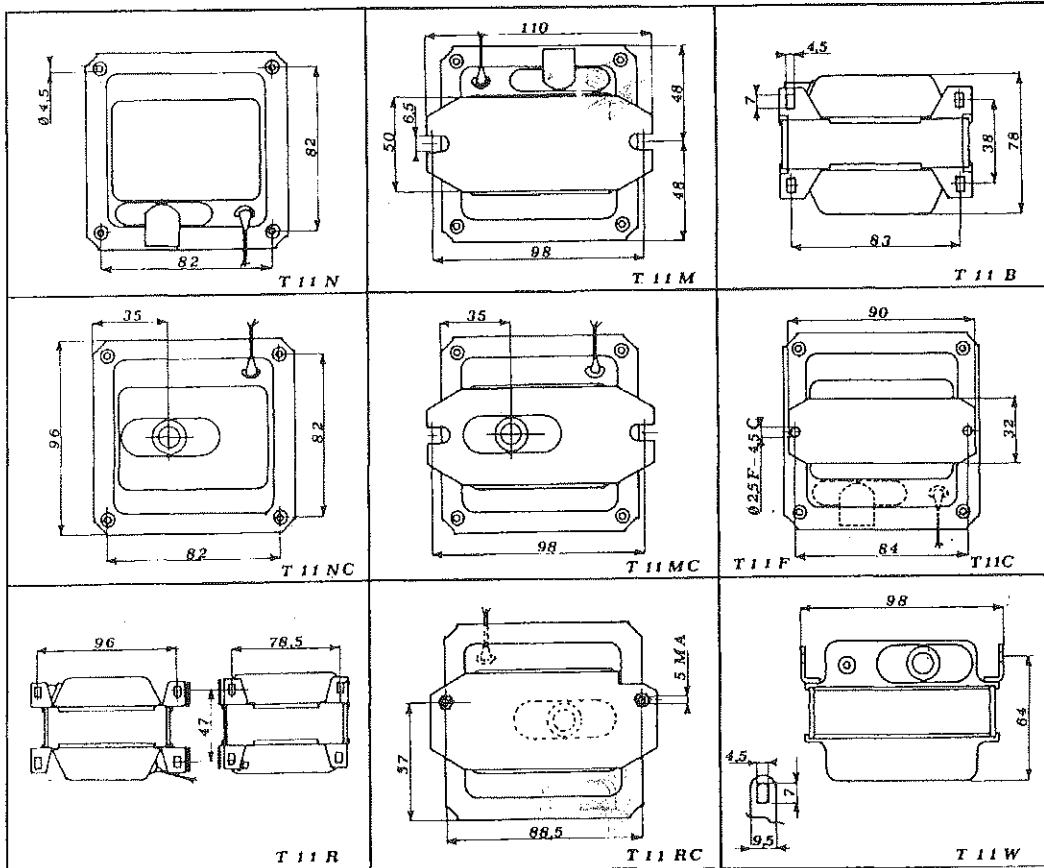
The distance between the electrode points must be such ensure ignition occurs with the minimum input voltage value.



OVERALL DIMENSIONS

TECHNICAL FEATURES

- Primary voltage	220 V	- Intermittence on 3 min.	33 %
- Frequency	50 Hz	- Weight	2 kg
- Secondary voltage	1x9 kV	- 10 pieces box packing weight	0.600 kg
- Primary current	1.1 A	- Feed cable	55 cm
- Secondary current	20 mA	- Casing	metallic covers
- Power consumption	240 VA	- Insulator	epoxy-resin
		- H.T. terminals	Rajah or self-threading



With the reserve to introduce technical modifications.