

Ignition and sensing electrodes FE, FZE

TECHNICAL INFORMATION

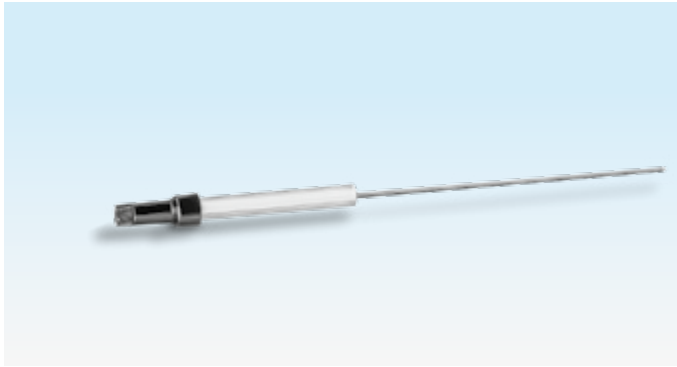
- For ignition and monitoring of gas burners
- Available in various lengths, both with and without an insulator
- Optionally available accessories



Contents

Contents	2
1 Application	3
2 Selection	4
3 Accessories	5
3.1 Electrode holders.	5
3.2 Terminal boots.	5
3.3 Sleeve type suppressor, 1 kOhm	6
4 Technical data	7
4.1 Dimensions	7
For more information	8

1 Application



FE with straight electrode plug



FZE with angle electrode plug

The ignition and sensing electrodes FE and FZE are designed for ignition and monitoring of gas burners. The ignition and sensing electrode FZE is available in various lengths, both with and without an insulator. For optionally available accessories such as electrode holders or plugs, see page 5 (3.1 Electrode holders).

2 Selection

FE

Electrode with insulator for ignition and monitoring

Option	FE
Insulator	•
Length of electrode rod [mm]	200

FZE

Electrodes with or without insulator for ignition and monitoring

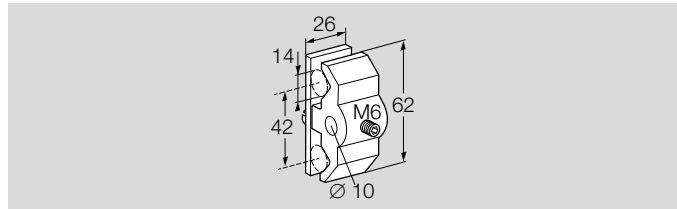
Option	FZE
Insulator	with or without
Length of electrode rod [mm]	300, 400, 500, 600 ¹⁾

¹⁾ Other lengths on request.

3 Accessories

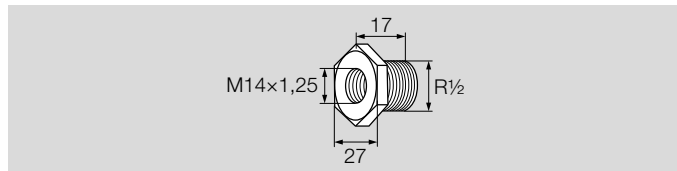
3.1 Electrode holders

FE



Order No. 75442337

FZE



Adapter piece R1/2–M14 × 1.25

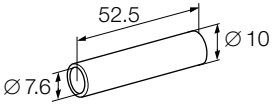
Order No. 34453650

3.2 Terminal boots

Terminal boot	Description
	<p>Designed for: FE, FZE, connection dia.: 4 mm, material: PBT, Order No. 04115301</p>

Terminal boot	Description
	<p>Designed for: FE, FZE, connection dia.: 4 mm, material: PBT, Order No. 04115302</p>
	<p>Designed for: FE, FZE, connection dia.: 4 mm, interference-suppressed, material: PBT, Order No. 04115308</p>
	<p>Designed for: FZE, connection dia.: 4 mm, material: silicone rubber, Order No. 04115309</p>
	<p>Designed for: FZE, connection dia.: 4 mm, interference-suppressed, material: PBT, silicone rubber, splash-proof, Order No. 75459221</p>
	<p>Designed for: FE, FZE, connection dia.: 4 mm, material: ceramics, Order No. 04115314</p>

3.3 Sleeve type suppressor, 1 kOhm

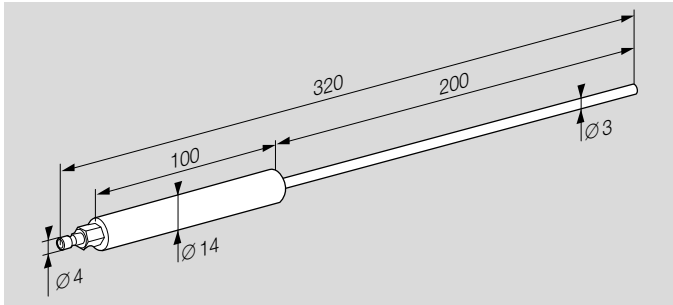
Suppressor	Description
 <p>Technical drawing of a sleeve type suppressor. The drawing shows a cylindrical component with a length of 52.5 mm and an outer diameter of 10 mm. The connection diameter at one end is 7.6 mm.</p>	<p>Connection dia.: 7 mm, interference-suppressed, material: epoxy resin, Order No. 04115319</p>

4 Technical data

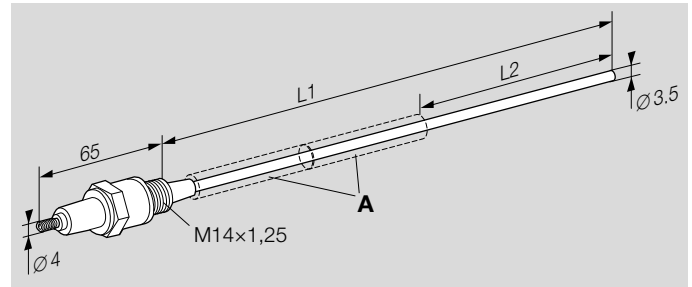
Electrode material: heating conductor quality.

4.1 Dimensions

FE



FZE



Type	L1 [mm]	L2 [mm]	Insulator A (Ø 11 mm, length = 100 mm)
FZE 300	300	–	–
FZE 400	400	–	–
FZE 500	500	–	–
FZE 600	600	–	–
FZE 300 insulated	300	185	1x
FZE 400 insulated	400	185	2x
FZE 500 insulated	500	185	3x
FZE 600 insulated	600	185	4x