FT 55-CM-3-PNSDL-L4M

Ordering information

Designation for ordering	FT 55-CM-3-PNSDL-L4M
Part number	**625-11012**
Order text	18...60 mm, color sensor, spot 4 x 4 mm @ 40 mm, 1 x Q, PNP/NPN/ auto- detect, N.O/N.C., IO-Link, metal housing matt chrome, IP67 / IP69, display, M12, 4-pin
Components supplied	Operating manual, Sensor

Optical data	
Working range *[mm]*	18 ... 60
Light source	LED
Light color	White
Light spot size *[mm]*	4 x 4 @ 40 mm
LED risk category *[RG]*	2
Switching frequency ≤ *[Hz]*	≤ 3,000
Explanation of switching frequency	ti/tp 1:1

Functions	
Display, LED yellow	LED 2: Switching output indicator
Display, LED green	LED 1: Operating voltage indicator, IO-Link
Setting options	Different detection modes; NO / NC; Binary output; Auto detect / NPN / PNP; Button lock via control input; Switch-on and switch-off delay; Comprehensive IO-Link functions; Speed / averaging
Number of savable colors	1
Sensor setting	via display or IO-Link

IO-Link	
Data storage	Yes
Communication mode	COM 2
Length of the process data *[Bit]*	16
Min. cycle time *[ms]*	2.3
SIO mode	is supported
IO-Link specification	1.1

The information contained in this data sheet has been prepared with the utmost care. We reserve the right to make technical changes.

ПРОМЭЛЕКТРОНИКА / sales@prom-elec.com

Electrical data

Operating voltage UB *[V DC]*	18 ... 30
No-load current *[mA]*	≤ 60
Explanation of no-load current	24 V DC
Output current *[mA]*	≤ 100
Readiness delay *[ms]*	≤ 150
Reverse polarity protection	Yes
Short circuit protection	Yes
Response time Q *[µs]*	≤ 180
Explanation of response time	at ≥ 1500 Hz
Control input	Trigger, KeyLock
Protection class	2
Max. capacitive load *[nF]*	100
Output function	N.O./N.C.
Switching output Q	PNP/NPN (auto detect)
Explanation of switching output Q	Automatic selection of PNP or NPN based on Q1
Warm-up time *[Min.]*	5
Averaging times	3 Hz, 30 Hz (Werkseinstellung), 100 Hz, 300 Hz, 500 Hz, 1,5 kHz, 3 kHz

Mechanical data

Height *[mm]*	50.5
Length *[mm]*	50.0
Width *[mm]*	25.0
Weight *[g]*	~ 150
Front panel material	PMMA
Housing material	Die-cast zinc, matte chrome
Display material	PMMA
Ambient temperature: operation *[°C]*	-20 ... 55
Ambient temperature: storage *[°C]*	-20 ... 80
Protection class	IP 67, IP 69
Explanation of protection class	with IP 67 / IP 69 plug connected
Vibration and shock resistance	EN 60947-5-2
Connection name	Metal plug M12, 4-pin, IO-Link
Display	LCD, 75 x 71 pixels

Technical drawings

Dimensional drawing

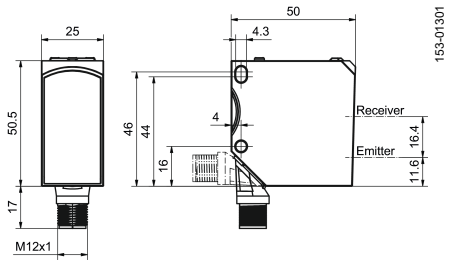

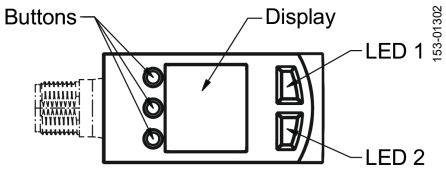

Assembly

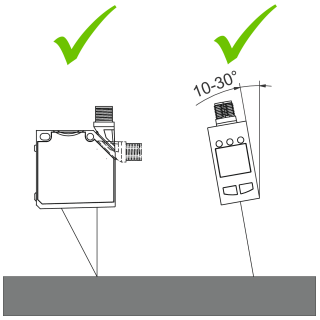

155-02569

Light spot size

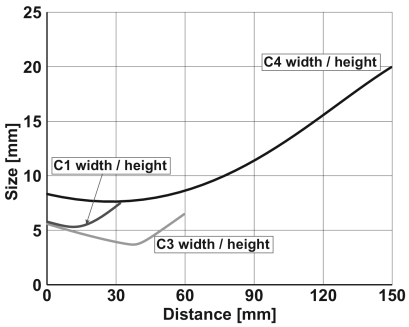

155-02384

Connections

Receiver

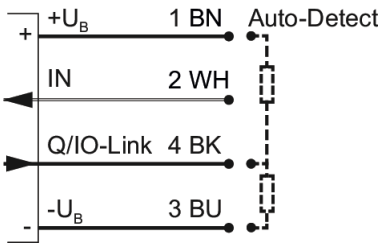

154-00566

The sensor must be used with shielded cables.

Preferential direction

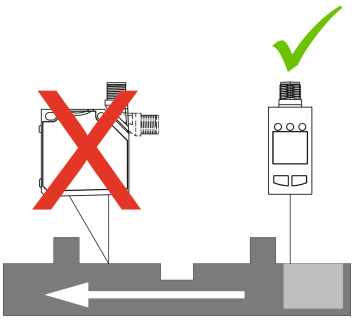

155-02568

Product link

https://www.sensopart.com/en/products/details/625-11012