

Inductive slot sensor

SJ2-N

- 2 mm slot width
- Usable up to SIL 2 acc. to IEC 61508

ATEX version

Dimensions

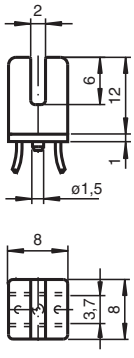

Technical Data

General specifications		
Switching function		Normally closed (NC)
Output type		NAMUR
Slot width		2 mm
Depth of immersion (lateral)		5 ... 7 mm , typ. 6 mm
Output type		2-wire
Nominal ratings		
Nominal voltage	U_o	8.2 V (R_i approx. 1 kΩ)
Operating voltage	U_B	5 ... 25 V
Switching frequency	f	0 ... 5000 Hz
Hysteresis	H	0.005 ... 0.2
Suitable for 2:1 technology		yes , Reverse polarity protection diode not required
Current consumption		
Measuring plate not detected		≥ 3 mA at nominal voltage

Release date: 2020-08-13 Date of issue: 2020-08-13 Filename: 106575_eng.pdf

ПРОМЭЛЕКТРОНИКА / sales@prom-elec.com

Technical Data

Measuring plate detected	≤ 1 mA at nominal voltage
Functional safety related parameters	
Safety Integrity Level (SIL)	SIL 2
$MTTF_d$	9320 a
Mission Time (T_M)	20 a
Diagnostic Coverage (DC)	0 %
Compliance with standards and directives	
Standard conformity	
NAMUR	EN 60947-5-6:2000 IEC 60947-5-6:1999
Standards	EN 60947-5-2:2007 EN 60947-5-2/A1:2012 IEC 60947-5-2:2007 IEC 60947-5-2 AMD 1:2012
Approvals and certificates	
IECEx approval	
Equipment protection level Ga	IECEx PTB 11.0091X
Equipment protection level Gb	IECEx PTB 11.0091X
Equipment protection level Da	IECEx PTB 11.0091X
Equipment protection level Mb	IECEx PTB 11.0091X
ATEX approval	
Equipment protection level Ga	PTB 99 ATEX 2219 X
Equipment protection level Gb	PTB 99 ATEX 2219 X
Equipment protection level Da	PTB 99 ATEX 2219 X
EAC conformity	TR CU 012/2011
FM approval	
Control drawing	116-0165
UL approval	cULus Listed, General Purpose
Ordinary Location	E87056
Hazardous Location	E501628
Control drawing	116-0453
CSA approval	cCSAus Listed, General Purpose
CCC approval	CCC approval / marking not required for products rated ≤36 V
Ambient conditions	
Ambient temperature	-25 ... 100 °C (-13 ... 212 °F)
Mechanical specifications	
Connection type	flexible leads LIFYW , 500 mm
Core cross-section	0.06 mm^2
Housing material	PBT
Degree of protection	IP67
General information	
Use in the hazardous area	see instruction manuals

Connection

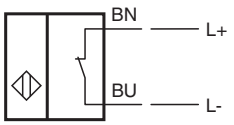

Release date: 2020-08-13 Date of issue: 2020-08-13 Filename: 106575_eng.pdf