EZ Series

- Compact design for low-profile applications; Ratings from 5 A to 18 A @ 600 VAC
- SCR output for heavy industrial loads
- AC or DC control
- 1/4" fast-on terminals for easy installation
- UL/CSA/VDE Approved, CE Compliant to EN60950-1

PRODUCT SELECTION

Control Voltage	5 A	12 A	18 A
3-15 VDC	EZ240D5	EZ240D12	EZ240D18
15-32 VDC		EZE240D12	EZE240D18
90-140 Vrms		EZ240A12	EZ240A18
18-36 Vrms		EZE240A12	EZE240A18
4-15 VDC		EZ480D12	EZ480D18
15-32 VDC		EZE480D12	EZE480D18
90-140 Vrms		EZ480A12	EZ480A18
18-36 Vrms		EZE480A12	EZE480A18

AVAILABLE OPTIONS

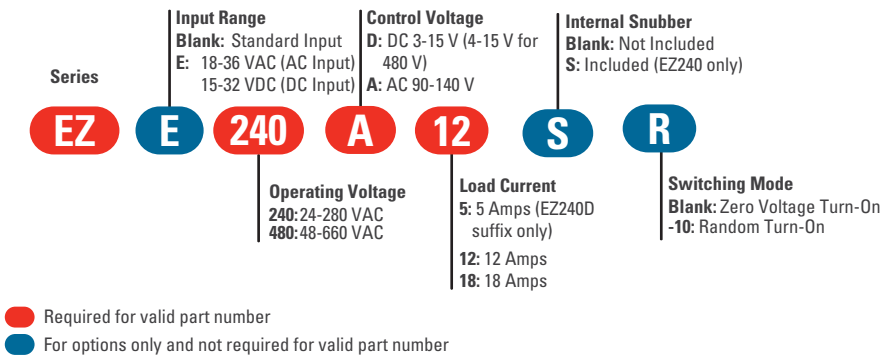

Required for valid part number
For options only and not required for valid part number

OUTPUT SPECIFICATIONS (1)

Description	5 A	12 A	18 A	12 A	18 A
Operating Voltage (47-63Hz) [Vrms]	24-280	24-280	24-280	48-660	48-660
Transient Overvoltage [Vpk]	600	600	600	1200	1200
Maximum Off-State Leakage Current @ Rated Voltage [mArms] (4)	0.1	0.1	0.1	0.1	0.1
Minimum Off-State dv/dt @ Maximum Rated Voltage [V/µsec] (2)	500	500	500	500	500
Maximum Load Current [Arms] (3)	5	12	18	12	18
Minimum Load Current [Arms]	150	150	150	150	150
Maximum 1 Cycle Surge Current (50/60Hz) [Apk]	38/40	143/150	191/200	143/150	191/200
Maximum On-State Voltage Drop @ Rated Current [Vpk]	1.5	1.5	1.5	1.5	1.5
Thermal Resistance Junction to Case (Rjc) [°C/W]	2	2	1.1	2	1.1
Maximum 1/2 Cycle I^2t for Fusing (50/60 Hz) [A^2 sec]	102/93	102/93	182/166	102/93	182/166
Minimum Power Factor (with Maximum Load)	0.5	0.5	0.5	0.5	0.5

Copyright © 2017 Crydom Inc. Specifications subject to change without notice.

ПРОМЭЛЕКТРОНИКА / sales@prom-elec.com

INPUT SPECIFICATIONS (1)

Description	EZ240Dxx	EZ480Dxx	EZExxxDxx	EZxxxAxx	EZExxxAxx
Control Voltage Range	3-15 VDC	4-15 VDC	15-32 VDC	90-140 Vrms	18-36 Vrms
Minimum Turn-On Voltage	3.0 VDC	4.0 VDC	15.0 VDC	90.0 Vrms	18.0 Vrms
Minimum Turn-Off Voltage	1.0 VDC	1.0 VDC	1.0 VDC	10.0 Vrms	2.0 Vrms
Nominal Voltage	5.0 VDC	5.0 VDC	24 VDC	120 Vrms	24 Vrms
Typical Input Current @ Nominal Voltage	15 mAdc	15 mAdc	15 mAdc	10 mA	10 mA
Nominal Input Impedance	300 Ohm	240 Ohm	1500 Ohm	10.6 k Ohm	1.8 k Ohm
Maximum Turn-On Time [msec] (5)	1/2 Cycle	1/2 Cycle	1/2 Cycle	1/2 Cycle	1/2 Cycle
Maximum Turn-Off Time [msec]	1/2 Cycle	1/2 Cycle	1/2 Cycle	1/2 Cycle	1/2 Cycle

GENERAL SPECIFICATIONS (1)

Description	Parameters
Dielectric Strength, Input/Output/Base (50/60Hz)	2500 Vrms
Minimum Insulation Resistance (@ 500 VDC)	10^9 Ohm
Maximum Capacitance, Input/Output	8 pF
Ambient Operating Temperature Range	-40 to 80°C
Ambient Storage Temperature Range	-40 to 125 °C
Weight (typical)	1.5 oz (43 g)
Encapsulation	Thermally Conductive Epoxy
Terminals	.25" Fastons
Mounting Screw Torque (8-32 UNC screw) [in lbs/Nm]	8-14/1.1-1.5

GENERAL NOTES

(1) All parameters at 25°C unless otherwise specified.
(2) Off-State dv/dt test method per EIA/NARM standard RS-443, paragraph 13.11.1
(3) Heat sinking required, see derating curves.
(4) Off- state leakage for snubbered version (suffix S, 240V version only) is 10.0mArms
(5) Turn-on time for random turn-on versions is 0.1 msec (DC Control Models).

WIRING DIAGRAM

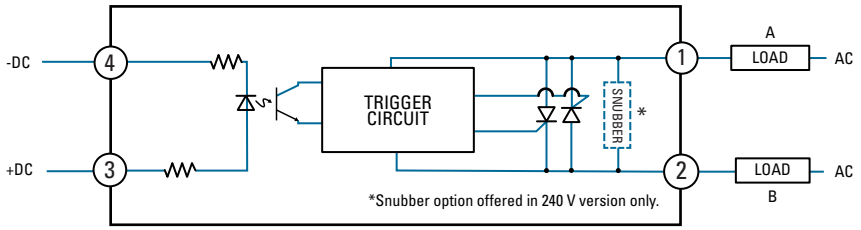

Load can be wired in location A or B

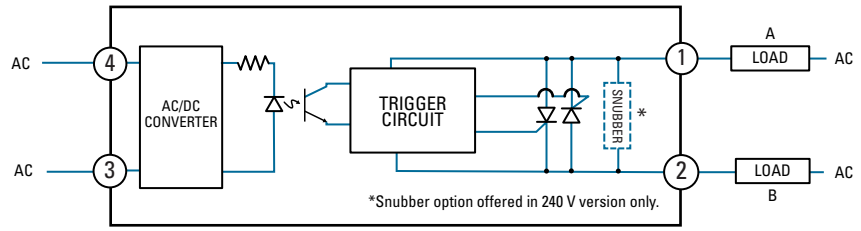

Copyright © 2017 Crydom Inc. Specifications subject to change without notice.

MECHANICAL SPECIFICATIONS

Tolerances: ±0.02 in / 0.5 mm
All dimensions are in: inches [millimeters]

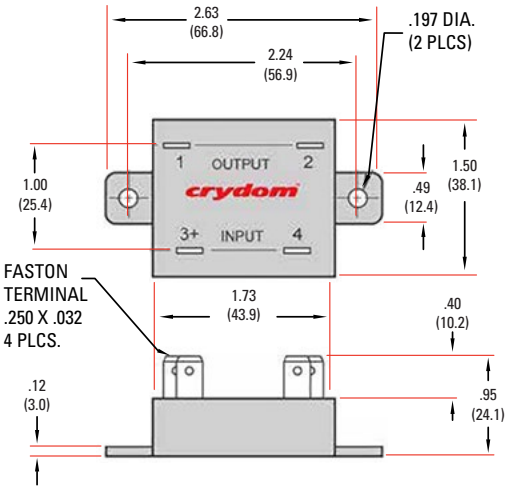

THERMAL DERATE INFORMATION

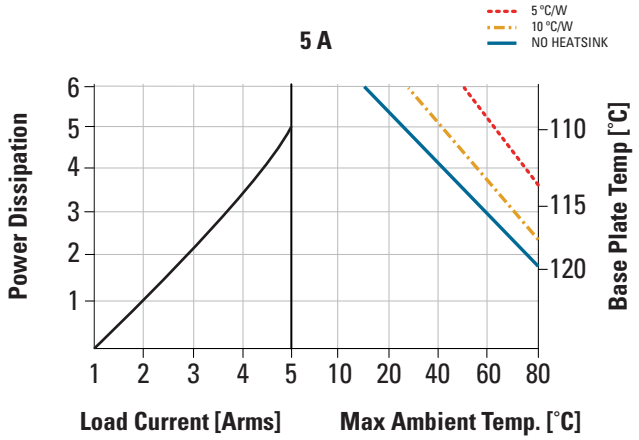

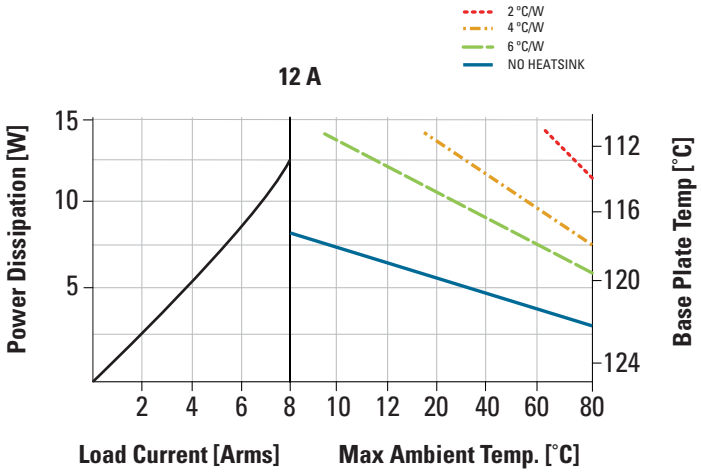

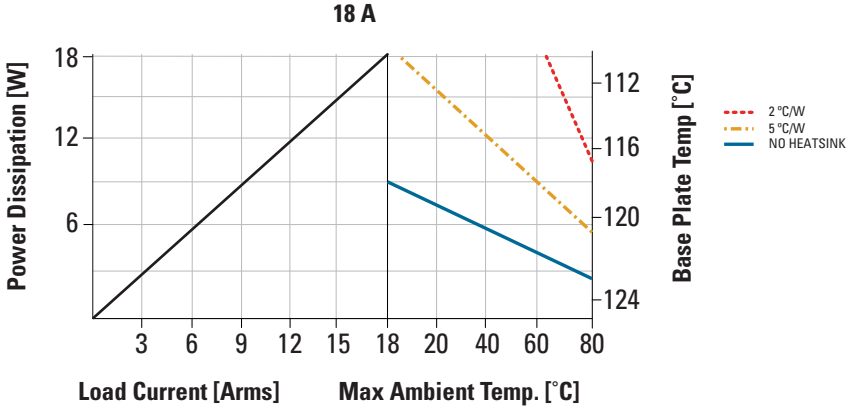

AGENCY APPROVALS

Agency Approvals
Designed in accordance with the requirements of IEC 62314
EN60950 : Meets the requirements of sections1.5: 1,7: 2.9: 2.10.5.3: 4.2: 4.5: 4.7:
c UL us E116950 LR81689 VDE 10139 UG (240 VDC Control Only)
CE RoHS

Rev. 090517
ECN 20309

Copyright © 2017 Crydom Inc. Specifications subject to change without notice.

⚠ DANGER / PELIGRO / DANGER /GEFAHR / PERICOLO / 危险

HAZARD OF ELECTRIC SHOCK, EXPLOSION, OR ARC FLASH.

- Disconnect all power before installing or working with this equipment.
- Verify all connections and replace all covers before turning on power.

Failure to follow these instructions will result in death or serious injury.

RIESGO DE DESCARGA ELECTRICA O EXPLOSION.

- Desconectar todos los suministros de energia a este equipo antes de trabajar con este equipo.
- Verificar todas las conexiones y colocar todas las tapas antes de energizer el equipo.

El incumplimiento de estas instrucciones puede provocar la muerte o lesiones serias.

RISQUE DE DESCHARGE ELECTRIQUE OU EXPLOSION

- Eteindre toutes les sources d'énergie de cet appareil avant de travailler dessus de cet appareil
- Vérifier tous connections, et remettre tous couverts en olace avant de mettre sous

De non-suivi de ces instructions provoquera la mort ou des lésions sérieuses sérieuses.

GEFAHR EINES ELEKTRISCHE N SCHLAGES ODER EINER EXPLOSION.

- Stellen Sie jeglichen Strom ab, der dieses Gerät versorgt, bevor Sie an dem Gerät Arbeiten durchführen
- Vor dem Drehen auf Energie alle Anschlüsse überprüfen und alle Abdeckungen ersetzen.

Unterlassung dieser Anweisungen können zum Tode oder zu schweren Verletzungen führen.

RISCHIO DI SCOSSA ELETTRICA O DELL'ESPLOSIONE.

- Spenga tutta l'alimentazione che fornisce questa apparecchiatura prima di lavorare a questa apparecchiatura
- Verificare tutti i collegamenti e sostituire tutte le coperture prima dell'accensione

L'omissione di queste istruzioni provocherà la morte o lesioni serie

存在电击、爆炸或电弧闪烁危险

- 在操作此设备之前请先关闭电源。

若不遵守这些说明，可能会导致严重的人身伤害甚至死亡。

⚠ WARNING / AVERTISSEMENT / WARNUNG /ADVERTENCIA / AVVERTENZA / 警告

RISK OF MATERIAL DAMAGE AND HOT ENCLOSURE

- The product's side panels may be hot, allow the product to cool before touching.
- Follow proper mounting instructions including torque values.
- Do not allow liquids or foreign objects to enter this product.

Failure to follow these instructions can result in serious injury, or equipment damage.

RISQUE DE DOMMAGE MATERIEL ET DE SURCHAUFFE DU BOITIER

- Les panneaux latéraux du produit peuvent être chauds. Laisser le produit refroidir avant de le toucher.
- Respecter les consignes de montage, et notamment les couples de serrage.
- Ne pas laisser pénétrer de liquide ni de corps étrangers à l'intérieur du produit.

Le non-respect de cette directive peut entraîner, des lésions corporelles graves ou des dommages matériels.

GEFAHR VON MATERIALSCHÄDEN UND GEHÄUSEERHITZUNG

- Die Seitenwände können heiß sein. Lassen Sie das Produkt abkühlen, bevor Sie es berühren.
- Beachten Sie die Montageanweisungen,
- Führen Sie keine Flüssigkeiten oder Fremdkörper in das Produkt ein.

Die Nichtbeachtung dieser Anweisung kann Körperverletzung oder Materialschäden zur Folge haben.

RIESGO DE DAÑOS MATERIALES Y DE SOBRECALENTAMIENTO DE LA UNIDAD

- Los paneles laterales del producto pueden estar calientes. Esperar que el producto se enfríe antes de tocarlo.
- Respetar las instrucciones de montaje, y en particular los pares de apretado.
- No dejar que penetren líquidos o cuerpos extraños en el producto.

Si no se respetan estas precauciones pueden producirse graves lesiones, daños materiales.

RISCHIO DI DANNI MATERIALI E D'INVOLUCRO CALDO

- I pannelli laterali dell'apparecchio possono scottare; lasciar quindi raffreddare il prodotto prima di toccarlo.
- Seguire le istruzioni di montaggio corrette.
- Non far entrare liquidi o oggetti estranei in questo apparecchio.

La mancata osservanza di questa precauzione può causare gravi rischi per l'incolumità personale o danni alle apparecchiature.

材料损坏和高温外壳的危险性

- 产品的一侧面板可能很热，在其冷却前请不要触碰。
- 遵照正确的安装说明，包括扭矩值。
- 请勿让液体及其他异物进入本产品。

如不能正确执行这些操作说明，极有可能造成严重人体伤害或者设备的损坏。

Copyright © 2017 Crydom Inc. Specifications subject to change without notice.

ANNEX - ENVIRONMENTAL INFORMATION

The environmental information disclosed in this annex including the EIP Pollution logo are in compliance with People's Republic of China Electronic Industry Standard SJ/T11364 – 2006, Marking for Control of Pollution Caused by Electronic Information Products.

Part Name	Toxic or hazardous Substance and Elements					
	Lead (Pb)	Mercury (Hg)	Cadmium (Cd)	Hexavalent Chromium (Cr (VI))	Polybrominated biphenyls (PBB)	Polybrominated diphenyl ethers (PBDE)
Semiconductor die	X	O	O	O	O	O
Solder	X	O	O	O	O	O

附件 – 环保信息

此附件所标示的包括电子信息产品污染图标的环保信息符合中华人民共和国电子行业标准 SJ/T11364 - 2006, 电子信息产品污染控制标识要求。

部件名称	有毒有害物质或元素					
	铅 (Pb)	汞 (Hg)	镉 (Cd)	六价铬 (Cr (VI))	多溴联苯 (PBB)	多溴二苯醚 (PBDE)
半导体芯片	X	O	O	O	O	O
焊接点	X	O	O	O	O	O

Copyright © 2017 Crydom Inc. Specifications subject to change without notice.

Mouser Electronics

Authorized Distributor

Click to View Pricing, Inventory, Delivery & Lifecycle Information:

Sensata:
EZ240D12 EZ240D18 EZ480D12 EZ480D18 EZ240D18R EZ240A18S EZ240A12 EZ240A12R EZ240A12S EZ240A18 EZ240A18R EZ240D12R EZ240D12S EZ240D18-B EZ240D18S EZ240D5 EZ240D5R EZ480A12 EZ480A12R EZ480A18 EZ480A18R EZ480D12R EZ480D18R EZE240A12 EZE240A12R EZE240A18 EZE240A18R EZE240D12 EZE240D12R EZE240D12RS EZE240D12S EZE240D18 EZE240D18R EZE240D18S EZE480A12 EZE480A18 EZE480A18R EZE480D12 EZE480D12R EZE480D18 EZE480D18R EZ480D18S EZ480D12S EZ240D18RS EZ240D5S