Load relay - ELR 3/ 9-500 - 2941714

Please be informed that the data shown in this PDF Document is generated from our Online Catalog. Please find the complete data in the user's documentation. Our General Terms of Use for Downloads are valid
(http://phoenixcontact.com/download)

The illustration shows the version
ELR 3/9-400

Electronic load relay, for direct driving of equipment in the 3-phase network, with light indicator and protection circuit, output: 110-550 V AC/3 x 9 A

Product Features

- Noise and wear-free switching up to 500 V AC/9 A
- High switching frequency
- Protective circuit in input and output
- Operating indicator

Key Commercial Data

Packing unit	1 pc
GTIN	4 017918 104559
Weight per Piece (excluding packing)	750.0 g
Custom tariff number	85364900
Country of origin	Germany

Technical data

Input data

Input name	Device supply
Protective circuit	Reverse polarity protection Polarity protection diode
	Surge protection
Status display	Yellow LED
Input name	Control input right/left

ПРОМЭЛЕКТРОНИКА / sales@prom-elec.com

Load relay - ELR 3/ 9-500 - 2941714

Technical data

Input data

Nominal input voltage U_N	24 V DC
Input voltage range in reference to U_N	0.8 ... 1.2
Typical input current at U_N	16 mA
Reaction time in normal load operation	20 ms
Transmission frequency	1 Hz (At cos ϕ = 0.5)

Output data load output

Nominal output voltage	500 V AC
Nominal output voltage range	110 V AC ... 550 V AC
Load current range	150 mA ... 9 A (see to derating)
Leakage current	typ. 7 mA
Residual voltage	typ. 1.5 V
Surge current	230 A (tp = 10 ms, at 25 °C)
Protective circuit	RC element RC element

Connection data, control circuit

Connection name	Control circuits
Connection method	Screw connection
Stripping length	8 mm
Screw thread	M3
Conductor cross section solid	0.2 mm² ... 6 mm²
Conductor cross section flexible	0.2 mm² ... 4 mm²
Conductor cross section AWG	24 ... 10

Connection data load circuit

Connection name	Load circuit
Connection method	Screw connection
Stripping length	8 mm
Screw thread	M3
Conductor cross section solid	0.2 mm² ... 6 mm²
Conductor cross section flexible	0.2 mm² ... 4 mm²
Conductor cross section AWG	24 ... 10

General

Test voltage input/output	2.5 kV
Switching frequency	max. 10 Hz (At cos ϕ = 0.5)
Mounting position	Vertical (horizontal DIN rail)
Assembly instructions	Can be aligned with > 20 mm spacing
Operating mode	100% operating factor

Load relay - ELR 3/ 9-500 - 2941714

Technical data

General

Designation	Air clearances and creepage distances between the power circuits
Standards/regulations	EN 50178
Insulation	Basic insulation
Designation	Power station requirements
	EMC regulations
Standards/regulations	EN 61000-6-2
	EN 61000-6-4

Dimensions

Width	62 mm
Height	84 mm
Depth	110 mm

Ambient conditions

Ambient temperature (operation)	-20 °C ... 60 °C
Ambient temperature (storage/transport)	-20 °C ... 70 °C
Degree of protection	IP20

Standards and Regulations

Designation	Air clearances and creepage distances between the power circuits
Standards/regulations	EN 50178
Insulation	Basic insulation
Designation	Power station requirements
	EMC regulations
Standards/regulations	EN 61000-6-2
	EN 61000-6-4

Classifications

eCl@ss

eCl@ss 4.0	27371102
eCl@ss 4.1	27371102
eCl@ss 5.0	27371601
eCl@ss 5.1	27371601
eCl@ss 6.0	27371601
eCl@ss 7.0	27371601
eCl@ss 8.0	27371601
eCl@ss 9.0	27371601

Load relay - ELR 3/ 9-500 - 2941714

Classifications

ETIM

ETIM 2.0	EC000066
ETIM 3.0	EC000066
ETIM 4.0	EC000066
ETIM 5.0	EC002055

UNSPSC

UNSPSC 6.01	30211915
UNSPSC 7.0901	39121514
UNSPSC 11	39121514
UNSPSC 12.01	39121514
UNSPSC 13.2	39121514

Approvals

Approvals

Approvals

EAC / EAC

Ex Approvals

Approvals submitted

Approval details

EAC

EAC

Drawings

Load relay - ELR 3/ 9-500 - 2941714

Block diagram

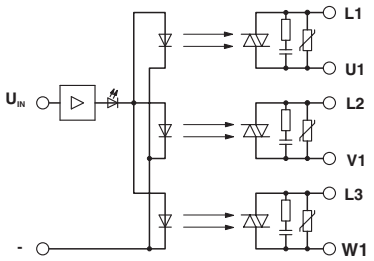

Diagram

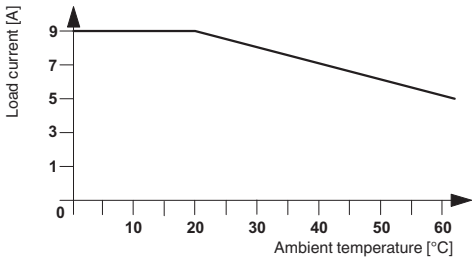

Diagram

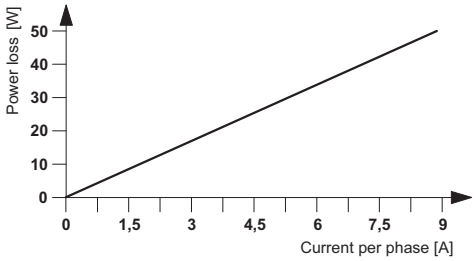

Phoenix Contact 2016 © - all rights reserved
http://www.phoenixcontact.com

Mouser Electronics

Authorized Distributor

Click to View Pricing, Inventory, Delivery & Lifecycle Information:

Phoenix Contact:

2941714