NQ-MP8L

8-Port multi-protocol compatible IO-Link Master Module

*Please note that accessories depicted in the image are for illustrative purposes only and may not be included with the product.

Specifications

Model		NQ-MP8L
Network Specifications	Compatible Networks	EtherNet/IP™, PROFINET, Modbus/TCP
	Communication Speed	10 Mbps/100 Mbps
	Connector	M12 4-pin female D-code
Power Supply Specifications	Connector Type	Power supply port IN: M12 5-pin male L-code Power supply port OUT: M12 5-pin female L-code
	Power Voltage	18 to 30 VDC (During IO-Link communication: 20.4 V to 28.8 V)
	Allowable Current	V1 and V2: max. 9 A each V1 and V2: 11 A in total
	Current Consumption	V1: max. 180 mA V2: max. 90 mA
Sensor Connection Specifications	Connector Type	M12 5-pin female A-code
	V1 Power Supply Capacity	Ports 1 and 5: Each port max. 4 A, with short-circuit protection Ports 2 to 4, 6 to 8: Each port max. 2 A, with short-circuit protection
	V2 Power Supply Capacity	Ports 5 and 6: Each port max. 4 A, with short-circuit protection Ports 7 and 8: Each port max. 2 A, with short-circuit protection
IO-Link Specifications	Number of Connectable Devices	8
	Compliant Standards	Ver1.1
	Transmission Speed	COM1: 4.8 kbps COM2: 38.4 kbps COM3: 230.4 kbps
	Port type	Ports 1 to 4: Class A Ports 5 to 8: Class B*1
	Process Data Size	Input: Max. 32 bytes/Output: Max. 32 bytes
Digital Input (DI) Specifications	Number of Inputs	Max. 12 (when using DI mode)
	Input Type	PNP
	ON Voltage/ON Current	11 V or higher/2 mA or higher
	OFF Voltage/OFF Current	Less than 5 V/less than 1.5 mA
	Input Current	Pin 2: approx. 7 mA, Pin 4: approx. 12 mA
Digital Output (DO) Specifications	Number of Outputs	Max. 4
	Output Type	PNP
	Maximum Load Current	Each port max. 2 A
	Short-Circuit Protection Circuit	Yes
	Leakage Current	0.1 mA or lower
	Residual Voltage	1 V or lower
Environmental resistance	Enclosure rating	IP65/IP67/IP69K
	Ambient temperature	-40°C to +70°C -40°F to +158°F (no freezing)

ПРОМЭЛЕКТРОНИКА / sales@prom-elec.com

	Vibration resistance	5 to 150 Hz/20 G/10 sweeps each in X, Y, and Z axes
	Shock resistance	15 G/11 ms/3 times each in X, Y, and Z axes
Case Material		Housing: PA6-GF30 IP address settings switch cover: PEI Connector: SUS303
Weight		Approx. 530 g

*1 When using Class B, V1 and V2 each require a power supply.

Dimensions

* Download CAD file or product manual for larger image/text and more detail.

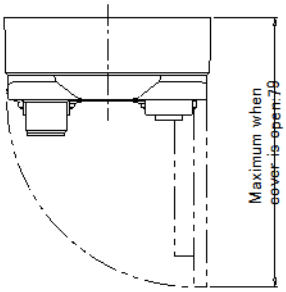
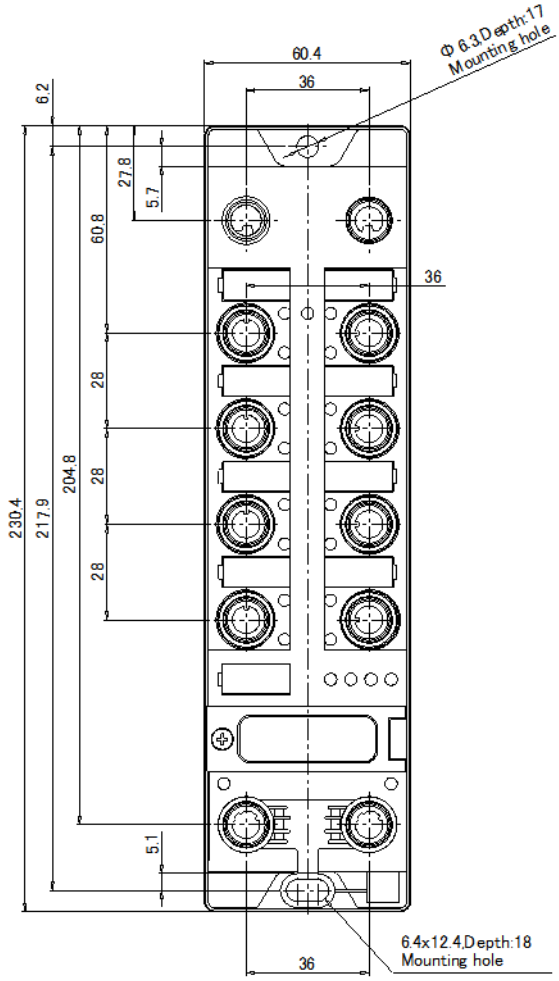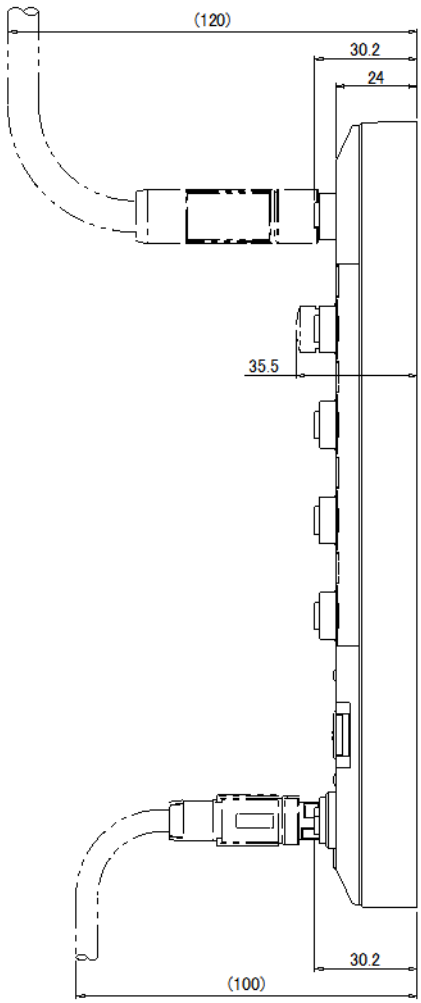
NQ-MP8L/EC8L