


CotoMOS® C234S/C334S

The C234S and C334S feature current switching capability to 180mA with a low on resistance of 8Ω Maximum. Designed for Security, Measurement and Instrumentation applications the CotoMOS® relay is capable of handling 200V load conditions. If your requirements are different please contact your Coto Applications Engineer for assistance through www.cotorelay.com.



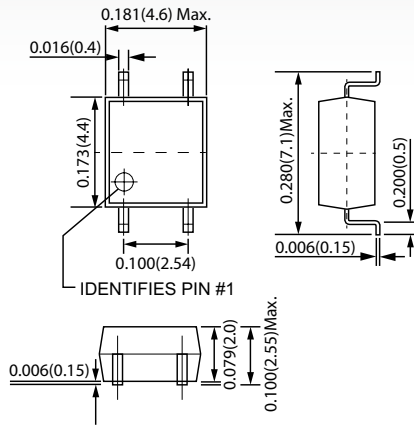
CS234S/CS334S Features

- ▶ Contact Form: C234S: 1A / C334S: 2A
- ▶ Load Voltage: 200V Maximum
- ▶ Operation LED Current: 3.0mA Maximum
- ▶ Load Current: C234S: 180mA Maximum / C334S: 160mA Maximum
- ▶ On-Resistance: 8Ω Maximum
- ▶ Output Capacitance: 130pF Typical
- ▶ Low Off-State Leakage Current: 1.0μA Maximum

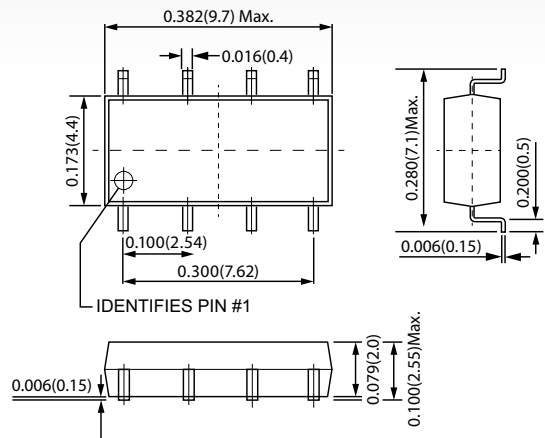
DIMENSIONS

in Inches (Millimeters)

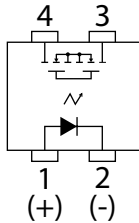
C234S



C334S



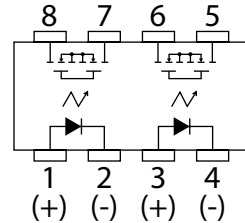
TERMINAL IDENTIFICATION



1: Anode (LED)
2: Cathode (LED)

3,4: Drain (MOSFET)

TERMINAL IDENTIFICATION



1,3: Anode (LED)
2,4: Cathode (LED)

5,6,7,8: Drain (MOSFET)

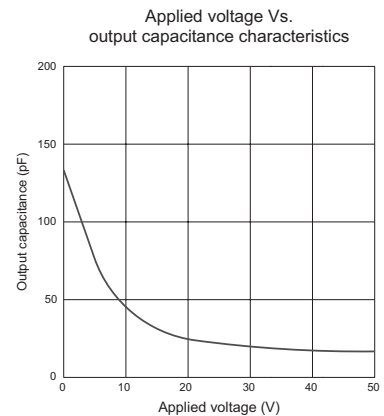
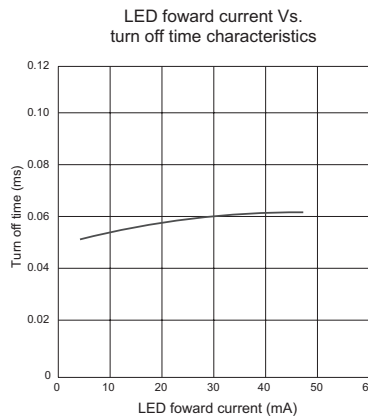
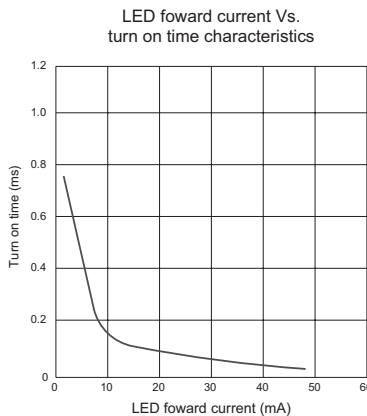
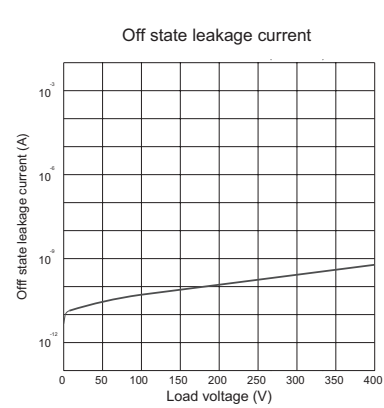
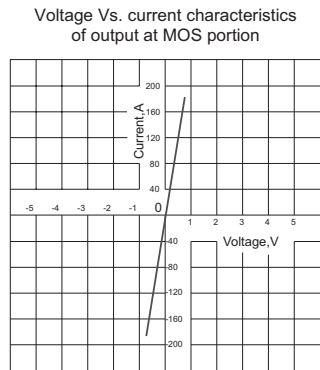
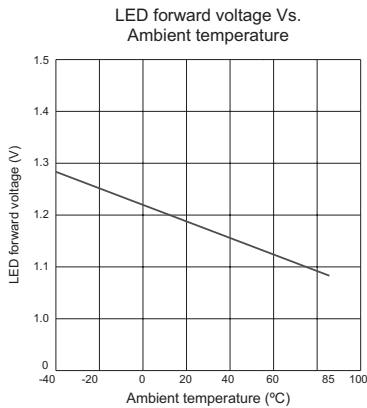
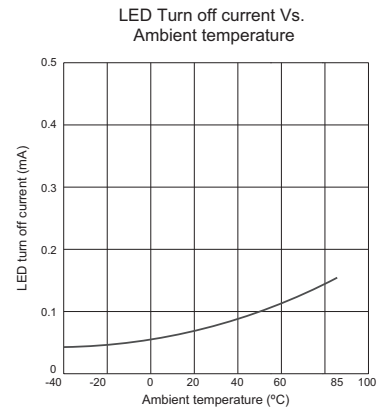
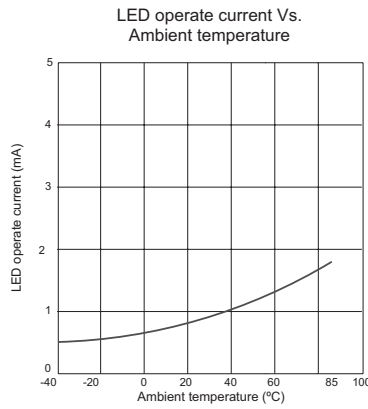
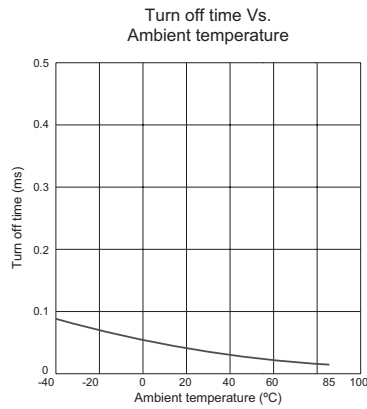
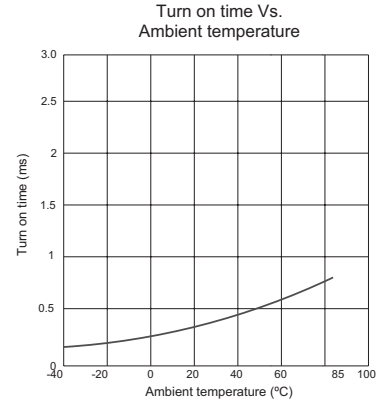
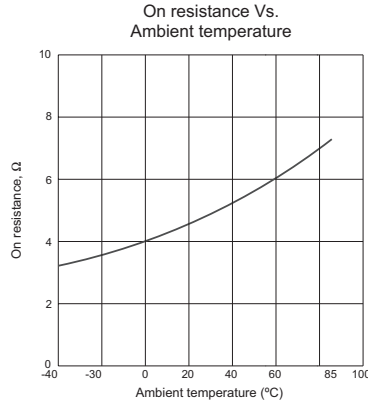
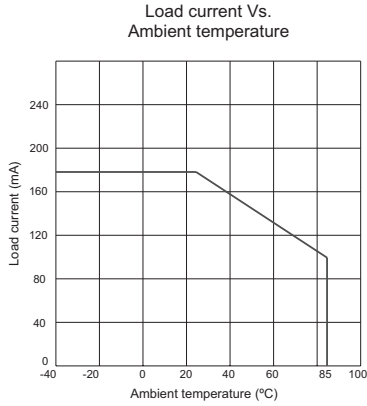
C234S/C334S MAXIMUM RATINGS (Ambient Temperature: 25°C)			
Parameters	Symbol	Units	Value
INPUT SPECIFICATIONS			
Continuous LED Current	I _F	mA	50
Peak LED Current	I _{FP}	mA	500
LED Reverse Voltage	V _R	V	5
Input Power Dissipation	P _{in}	mW	75
OUTPUT SPECIFICATIONS			
Load Voltage	V _L	V (AC peak or DC)	200
Load Current	I _L	mA	180 (1Ch) / 160 (2Ch)
Peak Load Current	I _{Peak}	A	0.8
Output Power Dissipation	P _{Out}	mW	300 (1Ch) / 450 (2Ch)
RELAY SPECIFICATIONS			
Total Power Dissipation	P _T	mW	350 (1Ch) / 500 (2Ch)
I/O Breakdown Voltage	V _{I/O}	V _{RMS}	1500
Operating Temperature	T _{Opr}	°C	-40 ~ +85
Storage Temperature	T _{Stg}	°C	-40 ~ +100

C234S/C334S ELECTRICAL SPECIFICATIONS (Ambient Temperature: 25°C)						
Parameters	Symbol	Test Conditions	Units	Min	Typ	Max
INPUT						
LED Forward Voltage	V _F	I _F =10mA	V	1.0		1.5
Operation LED Current	I _{F On}		mA		0.9	3.0
Recovery LED Voltage	V _{F Off}		V	0.5		
OUTPUT						
On-Resistance Drain to Drain	R _{On}	I _F =5mA, I _L =Rating Time to flow is within 1 sec.	Ω		6.0	8.0
Off-State Leakage Current	I _{Leak}	V _L =200V	μA			1.0
Output Capacitance	C _{Out}	V _L =0V, f=1MHz	pF		130	
TRANSMISSION						
Turn-On Time	T _{On}	I _F =5mA, I _L =Rating	ms		0.25	0.5
Turn-Off Time	T _{Off}		ms		0.05	0.2
COUPLED						
I/O Insulation Resistance	R _{I/O}		Ω	10 ⁹		
I/O Capacitance	C _{I/O}	f=1MHz	pF		1.3	

Environmental Ratings:

Operating Temp: -40°C to +85°C; Storage Temp: -40 to +100 C.
All electrical parameters measured at 25° C unless otherwise specified.

C234S/C334S GRAPHS



Mouser Electronics

Authorized Distributor

Click to View Pricing, Inventory, Delivery & Lifecycle Information:

[Coto Technology:](#)

[C234STR](#)