Data sheet



Oil Nozzles

EH/ES

sales@prom-elec.com / ООО ПРОМЭЛЕКТРОНИКА

Description

Oil nozzles type EH and ES are designed for domestic high-pressure oil burners operating with kerosene. They are available with 2 different spray angles and sizes from 0.4 to 2.00 USgal/h. The nozzles are equipped with sintered bronze filters. Our existing oil nozzles e.g. 60°S and 80°H can directly be replaced by our new 60°ES – 80°EH.

Features & Benefits

- Kerosene
- OFTEC certification (OFS E100)
- 100% test of capacity and performance

Ordering

Product code numbers

Product group	Type	Spray angle [°]	Capacity [USgal/h]	Code number
Oil Nozzles	ES	60	0.40	030F6304
Oil Nozzles	EH	80	0.40	030H8304
Oil Nozzles	EH	80	0.40	030H8374
Oil Nozzles	ES	80	0.40	030F8304
Oil Nozzles	ES	80	0.45	030F8306
Oil Nozzles	ES	60	0.45	030F6306
Oil Nozzles	EH	60	0.45	030H6306
Oil Nozzles	EH	80	0.45	030H8306
Oil Nozzles	EH	60	0.50	030H6308
Oil Nozzles	EH	80	0.50	030H8378
Oil Nozzles	ES	80	0.50	030F8378
Oil Nozzles	ES	60	0.50	030F6308
Oil Nozzles	EH	80	0.50	030H8308
Oil Nozzles	ES	80	0.50	030F8308
Oil Nozzles	EH	80	0.55	030H8310
Oil Nozzles	EH	80	0.55	030H8380
Oil Nozzles	EH	60	0.55	030H6310
Oil Nozzles	ES	60	0.55	030F6310
Oil Nozzles	ES	80	0.55	030F8310
Oil Nozzles	ES	60	0.60	030F6312
Oil Nozzles	EH	80	0.60	030H8382
Oil Nozzles	EH	60	0.60	030H6382
Oil Nozzles	EH	80	0.60	030H8312
Oil Nozzles	ES	60	0.60	030F6382
Oil Nozzles	ES	80	0.60	030F8312
Oil Nozzles	EH	60	0.65	030H6314
Oil Nozzles	EH	80	0.65	030H8314
Oil Nozzles	ES	80	0.65	030F8384
Oil Nozzles	ES	60	0.65	030F6314
Oil Nozzles	ES	80	0.65	030F8314
Oil Nozzles	EH	80	0.65	030H8384
Oil Nozzles	ES	80	0.75	030F8316
Oil Nozzles	ES	60	0.75	030F6316
Oil Nozzles	EH	60	0.85	030H6318

Oil Nozzles	ES	80	0.85	030F8388
Oil Nozzles	ES	60	0.85	030F6388
Oil Nozzles	ES	60	0.85	030F6318
Oil Nozzles	EH	80	0.85	030H8318
Oil Nozzles	ES	80	0.85	030F8318
Oil Nozzles	ES	80	1.00	030F8320
Oil Nozzles	EH	60	1.00	030H6320
Oil Nozzles	EH	80	1.00	030H8320
Oil Nozzles	ES	60	1.00	030F6320
Oil Nozzles	EH	60	1.10	030H6322
Oil Nozzles	EH	80	1.10	030H8322
Oil Nozzles	ES	60	1.10	030F6322

Identification

The nozzle is marked with the following information:



OFTEC-specification 1.80	Specified capacity (kg/h)
OFTEC specification point	800 kPa (8 bar), 1.65 cSt., 790 kg/m^3 Capacity tolerance: ± 5%
OK	OFTEC Kerosene certification
	Serial number for internal use
0.60	Reference capacity (USgal/h)
Reference specification point	700 kPa (7 bar), 3.4 cSt., 820 kg/m^3
60° S	Spray angle & pattern (EH = Hollow, ES = Solid)

Spare parts code numbers

If your product code is not listed as a related product for any accessories, please reach out to us for assistance.



030-0072

SINTERED FILTER 45UM (50 PCS PACK)

SINTERED FILTER 45UM (50 PCS PACK)

Related products

030B8560 030F6314 030F6316 030F6318
030F6388 030F8314 030F8316 030F8318
030F8384 030F8386 030F8388 030H6314
030H6318 030H6386 030H8314 030H8318
030H8384 030H8388



030-0073

SINTERED FILTER 75 µM (50 PCS PACK)

SINTERED FILTER 75 µM (50 PCS PACK)

Related products

030F6320 030F6322 030F6323 030F6324
030F6326 030F6328 030F6329 030F6330
030F6332 030F8320 030F8323 030F8324
030F8326 030F8329 030F8330 030H6320
030H6322 030H6323 030H6326 030H6328
030H6329 030H6330 030H8320 030H8322
030H8323 030H8324 030H8326 030H8328
030H8329 030H8330

If your product code is not listed as a related product for any accessories, please reach out to us for assistance.

Functions

Operation

Spray angle and spray pattern

	EH	ES
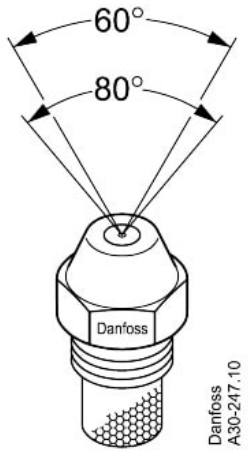		
Spray angles	Hollow	Solid

Product details

General data

Oil Nozzles Types EH and ES

Reference capacity [Usgal/h]	Spray angles/patterns				Specified capacity [kg/h]
	60°		80°		
0.40	EH	ES	EH	ES	1.20
0.45	EH	ES	EH	ES	1.35
0.50	EH	ES	EH	ES	1.50
0.55	EH	ES	EH	ES	1.65
0.60	EH	ES	EH	ES	1.80
0.65	EH	ES	EH	ES	1.95
0.75	EH	ES	EH	ES	2.25
0.85	EH	ES	EH	ES	2.55
1.00	EH	ES	EH	ES	3.00
1.10	EH	ES	EH	ES	3.30
1.20	EH	ES	EH	ES	3.60
1.25	EH	ES	EH	ES	3.75
1.35	EH	ES	EH	ES	4.00
1.50	EH	ES	EH	ES	4.50
1.65	EH	ES	EH	ES	5.00
1.75	EH	ES	EH	ES	5.25
2.00	EH	ES	EH	ES	6.30

Design

Sizes 0.40-0.60 USgal/h with O-ring sealing
A Nozzle housing
C Nozzle cone
D Orifice disc
H Filter
S O-ring holder

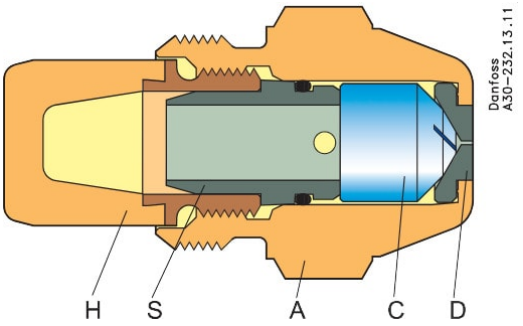

Sizes 0.65-2.00 USgal/h with bottom screw
B Bottom screw

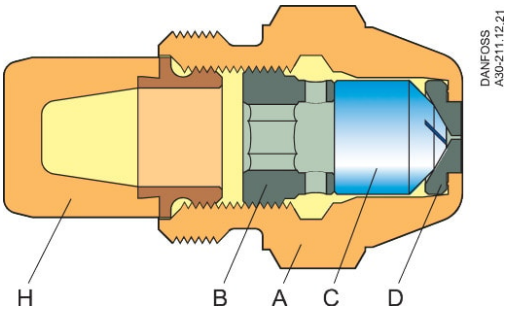

Developed – designed – tested for kerosene application
The kerosene nozzle series meets the requirements of the OFTEC kerosene nozzle standard OFS E100



Capacity

Filters

Capacity 0.40-0.85 USgal/h: 45 µm sintered bronze	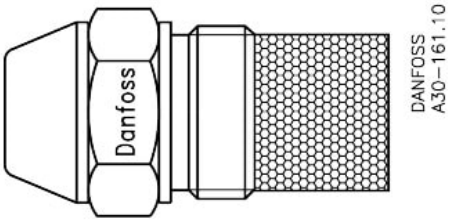
Capacity 1.00-2.00 USgal/h: 75 µm sintered bronze	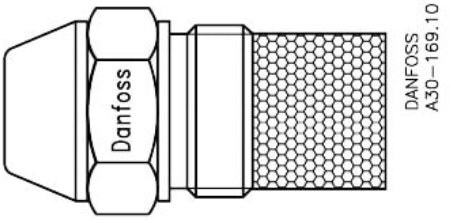

Dimensions & weights

Weight	Nozzles type EH and ES	
	Gross weight	0.035 kg
	Net weight	0.034 kg
	Volume	0.023 Liter

*EN standard

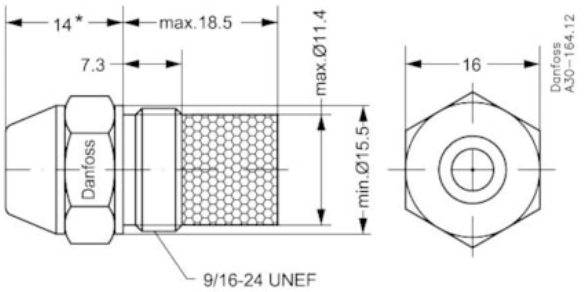

*EN standard

Nozzle holder

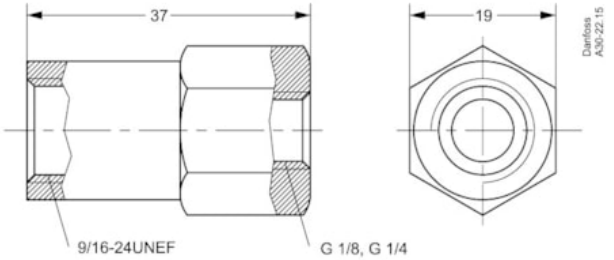

Installation

Tightening torques

Recommended tightening torque	15 to 20 Nm (1.5 to 2.0 kpm)
Max. tightening torque	25 Nm (2.5 kpm)

Certificates, declarations and approvals

The list contains all certificates, declarations, and approvals for this product type. Individual code number may have some or all of these approvals, and certain local approvals may not appear on the list.

When you click on the link you will be directed to the latest version of the 'Declaration of Conformity'. Products developed and sold before this date of issue conform to the directives/standards in force at the time of their sale.

Approval type	Title	Certification body	Approval topic
Manufacturer's Declaration	Danfoss MD 030EHES.01	Danfoss	EU RoHS
Export Control Declaration	Oil Nozzles	Danfoss	

Contact details

Online support

Danfoss offers a wide range of support along with our products, including digital information, software, mobile apps and expert guidance. See the possibilities below.

The Danfoss Design center

Discover the Design Center, our advanced digital platform that streamlines product selection. With integrated tools and enhanced type pages, it's simpler than ever to access product information and documentation, and to select the right products. Check the availability of Danfoss products at partner locations and enjoy seamless transitions from selection to purchase with our basket-to-basket functionality. Whether you're buying from our distributors or directly from the Product Store, the Design Center simplifies your experience. Learn more at: designcenter.danfoss.com.

The Danfoss product store

The Danfoss Products Store is a one-stop shop available 24/7 for our customers, no matter where you are in the world or what area of industry you work in. Browse our catalog, check product details and documentation, view your prices and product availability, and quickly finalize your purchase. Start browsing at: store.danfoss.com.

Danfoss Partner Portal/Product Data tool

Designed to support you with easy access to product data extracts, essential resources, tools, and information. The Partner Portal provides a centralized hub for product documentation, training materials, marketing assets, and technical support, ensuring you have everything you need to succeed and grow your business with Danfoss. The Partner Portal is available 24/7 at: partner.danfoss.com and is ready to support your business.

Find technical documentation

Find technical documentation you need to get your project up running. Get direct access to our official collection of data sheets, certificates and declarations, manuals and guides, 3D models and drawings, case stories, brochures, and much more. Start searching now at: documentation.danfoss.com.

Danfoss Learning

Danfoss Learning is a free online learning platform. It features courses and materials specifically designed to help engineers, installers, service technicians, and wholesalers better understand the products, applications industry topics, and trends that will help you do your job better. Find your local Danfoss website here: learning.danfoss.com.

Get local information and support

Local Danfoss websites are the main sources for help and information about our company and products. Find product availability, get the latest reginal news, or connect with a nearby expert - all in your own language. Find your local Danfoss website here: danfoss.com.

Danfoss A/S

Climate Solutions . danfoss.com . +45 7488 2222

Any information, including, but not limited to information on selection of product, its application or use, product design, weight, dimensions, capacity or any other technical data in product manuals, catalogues description, advertisements, etc. and whether made available in writing, orally, electronically, online or via download, shall be considered informative, and is only binding if and to the extent, explicit reference is made in a quotation or order confirmation. Danfoss cannot accept any responsibility for possible errors in catalogues, brochures, videos and other material. Danfoss reserves the right to alter its products without notice. This also applies to products ordered but not delivered provided that such alterations can be made without changes to form, fit or function of the products. All trademarks in this material are property of Danfoss A/S or Danfoss group companies. Danfoss and the Danfoss logo are trademarks of Danfoss A/S. All rights reserved.