

CotoMOS® CT147/CS147

The CT147 and CS147 combine Coto quality and economy in an industry standard 6 pin DIP package. Both the CT147 and the CS147 offer low on resistance and high load current. The CT147 utilizes a thru hole lead configuration, while the CS147 offers a surface mount option when the application requires it. Both relays are ideally suited to the needs of Test and Measurement, Industrial, and Telecommunications

CT147/CS147 Features

- Contact Form: 1A
- Load Voltage: 80V Maximum
- Operation LED Current: 3.0mA Maximum
- Load Current: 2.0A Maximum
- On-Resistance: 0.16Ω Maximum
- Low Off-State Leakage Current: 1.0µA Maximum
- I/O Breakdown Voltage: 1500Vrms Minimum
- Suffix - H for I/O Breakdown Voltage: 5000Vrms Minimum

DIMENSIONS

in Inches (Millimeters)

CT147

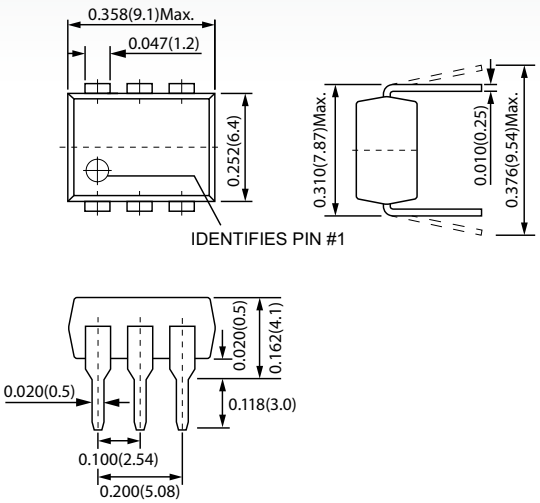

CS147

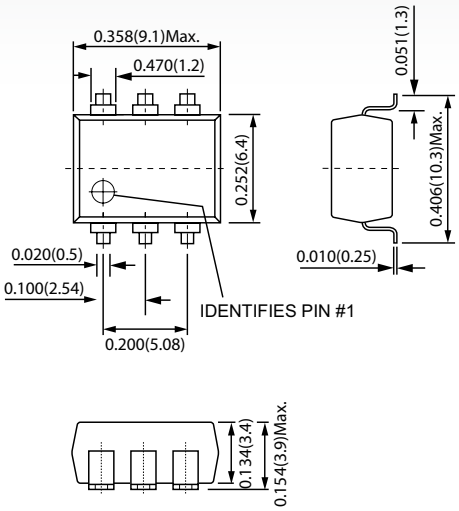

TERMINAL IDENTIFICATION

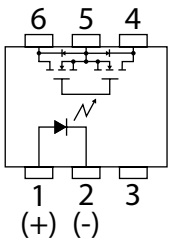

1: Anode (LED) 2: Cathode (LED) 3: NC	4,6: Drain (MOS FET) 5: Source (MOS FET)

ПРОМЭЛЕКТРОНИКА / sales@prom-elec.com

CT147/CS147 MAXIMUM RATINGS (Ambient Temperature: 25°C)

Parameters	Symbol	Units	Value
INPUT SPECIFICATIONS			
Continuous LED Current	I_F	mA	50
Peak LED Current	I_{FP}	mA	500
LED Reverse Voltage	V_R	V	5
Input Power Dissipation	P_{in}	mW	75
OUTPUT SPECIFICATIONS			
Load Voltage	V_L	V (AC peak or DC)	80
Load Current	I_L	A	2.0
Peak Load Current	I_{Peak}	A	5.0
Output Power Dissipation	P_{Out}	mW	500
RELAY SPECIFICATIONS			
Total Power Dissipation	P_T	mW	550
I/O Breakdown Voltage	$V_{I/O}$	Vrms	1500
Operating Temperature	T_{Opr}	°C	-40 ~ +85
Storage Temperature	T_{Stg}	°C	-40 ~ +100

CT147/CS147 ELECTRICAL SPECIFICATIONS (Ambient Temperature: 25°C)

Parameters	Symbol	Test Conditions	Units	Min	Typ	Max
INPUT						
LED Forward Voltage	V_F	I=10mA	V	1.0		1.5
Operation LED Current	$I_{F\ On}$		mA		1.2	3.0
Recovery LED Voltage	$V_{F\ Off}$		V	0.5		
OUTPUT						
On-Resistance Drain to Drain	R_{On}	I_F=5mA, I_L=Rating Time to flow is within 1 sec.	Ω		0.1	0.16
Off-State Leakage Current	I_{Leak}	V_L=80V	µA			1.0
Output Capacitance	C_{Out}	V_L=0V, f=1MHz	pF		500	
TRANSMISSION						
Turn-On Time	T_{On}	I_F=10mA, I_L=Rating	ms		0.7	5.0
Turn-Off Time	T_{Off}		ms		0.04	1.0
COUPLED						
I/O Insulation Resistance	$R_{I/O}$		Ω	10^9		
I/O Capacitance	$C_{I/O}$	f=1MHz	pF		1.3	

Environmental Ratings:

Operating Temp: -40°C to +85° C; Storage Temp: –40 to +100 C.
All electrical parameters measured at 25° C unless otherwise specified.

Mouser Electronics

Authorized Distributor

Click to View Pricing, Inventory, Delivery & Lifecycle Information:

Coto Technology:
CT147