

CotoMOS® C570S/C670S

The C570S/C670S features current switching capability to 440mA with a low on resistance of 1.6Ω Maximum. Designed for Security, Measurement and Instrumentation applications the CotoMOS® relay is capable of handling 60V load conditions. If your requirements are different please contact your Coto Applications Engineer for assistance through www.cotorelay.com.

C570S/C670S Features

- Contact Form: 1B/2B
- Load Voltage: 60V Maximum
- Operation LED Current: 3.0mA Maximum
- Load Current: 440mA Maximum
- On-Resistance: 1.6Ω Maximum
- Output Capacitance: 165F Typical
- Low Off-State Leakage Current: 10μ A Maximum

DIMENSIONS

in Inches (Millimeters)

C570S

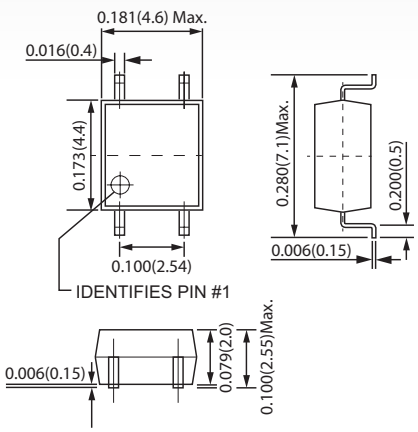

C670S

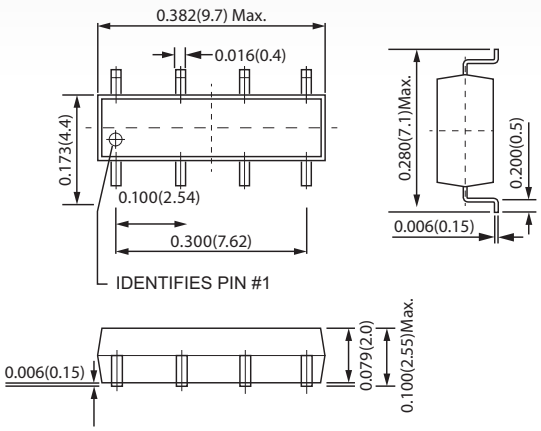

TERMINAL IDENTIFICATION

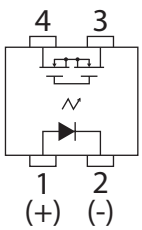

1: Anode (LED) 2: Cathode (LED)	3,4: Drain (MOSFET)

TERMINAL IDENTIFICATION

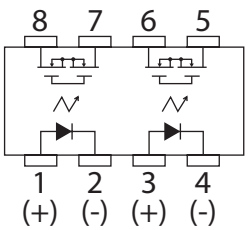

1,3: Anode (LED) 2,4: Cathode (LED)	5,6,7,8: Drain (MOSFET)

04182016

tel: (401) 943.2686 | fax: (401) 942.0920

ПРОМЭЛЕКТРОНИКА / sales@prom-elec.com

C570S/C670S MAXIMUM RATINGS (Ambient Temperature: 25°C)

Parameters	Symbol	Units	Value (SOP 4/8)
INPUT SPECIFICATIONS			
Continuous LED Current	I_F	mA	50
Peak LED Current	I_{FP}	mA	500
LED Reverse Voltage	V_R	V	5
Input Power Dissipation	P_{in}	mW	75
OUTPUT SPECIFICATIONS			
Load Voltage	V_L	V (AC peak or DC)	60
Load Current	I_L	mA	400 / 350
Peak Load Current	I_{Peak}	A	600 / 600
Output Power Dissipation	P_{Out}	mW	300 / 450
RELAY SPECIFICATIONS			
Total Power Dissipation	P_T	mW	350 / 500
I/O Breakdown Voltage	$V_{I/O}$	Vrms	1500
Operating Temperature	T_{opr}	°C	-40 ~ +85
Storage Temperature	T_{stg}	°C	-40 ~ +100

C570S/C670S ELECTRICAL SPECIFICATIONS (Ambient Temperature: 25°C)

Parameters	Symbol	Test Conditions	Units	Min	Typ	Max
INPUT						
LED Forward Voltage	V_F	I_F=10mA	V	1.0	1.17	1.5
Operation LED Current	$I_{F\ On}$		mA		0.9	3.0
Recovery LED Voltage	$V_{F\ Off}$		V	0.5	1.0	
OUTPUT						
On-Resistance Drain to Drain	R_{On}	I_F=0mA, I_L=Rating Time to flow is within 1 sec.	Ω		0.75	1.6
Off-State Leakage Current	I_{Leak}	I_F=10mA, V_L=60V	µA			10
Output Capacitance	C_{Out}	I_F=10mA, V_L=0V, f=1MHz	pF		165	
TRANSMISSION						
Operate Time	T_{On}	I_F=5mA, I_L=Rating	ms		0.35	3.0
Recovery Time	T_{Off}	I_F=5mA, I_L=Rating	ms		0.05	1.0
COUPLED						
I/O Insulation Resistance	$R_{I/O}$		Ω	10^9		
I/O Capacitance	$C_{I/O}$	f=1MHz	pF		1.3	

Environmental Ratings:

Operating Temp: -40°C to +85° C; Storage Temp: –40 to +100 C.
All electrical parameters measured at 25° C unless otherwise specified.

04182016

470/570/670 SERIES GRAPHS

Load current Vs.
Ambient temperature

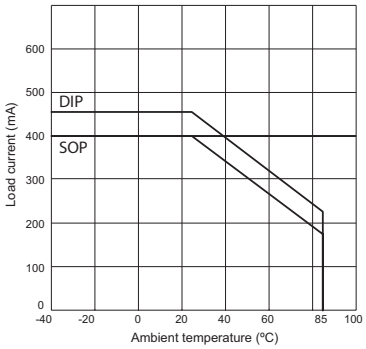

On resistance Vs.
Ambient temperature

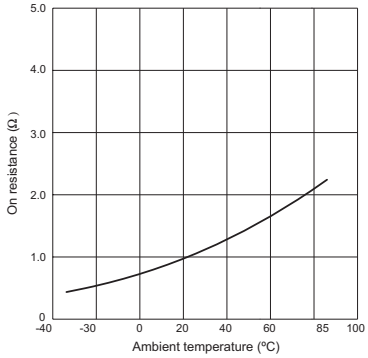

Operate time Vs.
Ambient temperature

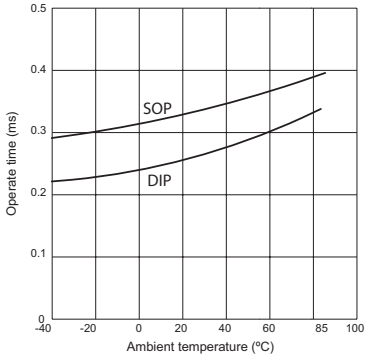

Recovery time Vs.
Ambient temperature

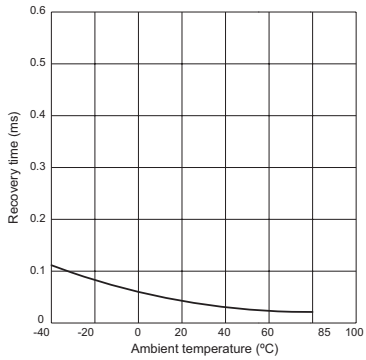

LED operate current Vs.
Ambient temperature

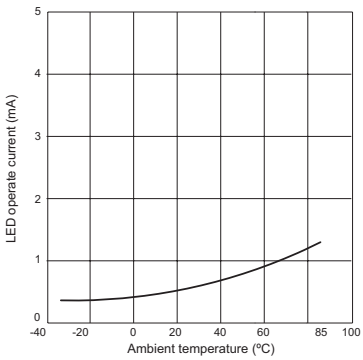

LED Recovery current Vs.
Ambient temperature

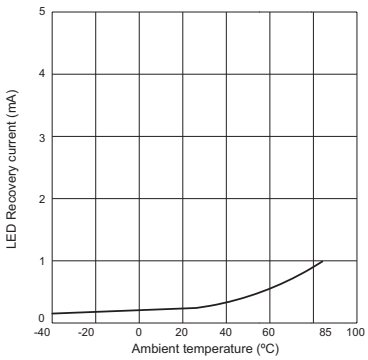

LED forward voltage Vs.
Ambient temperature

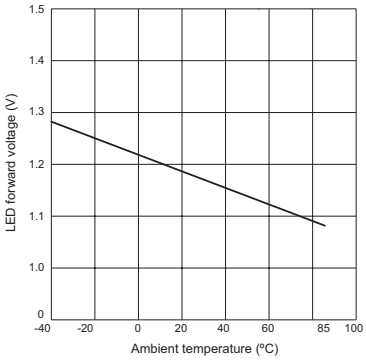

Voltage Vs. current characteristics
of output at MOS portion

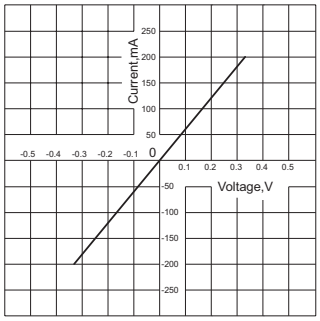

Off state leakage current

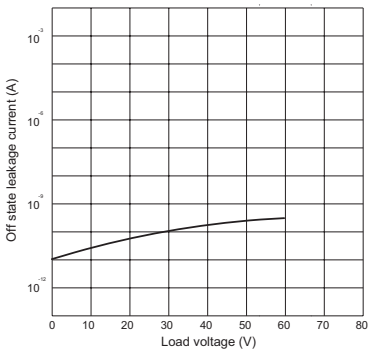

LED foward current Vs.
operate time characteristics

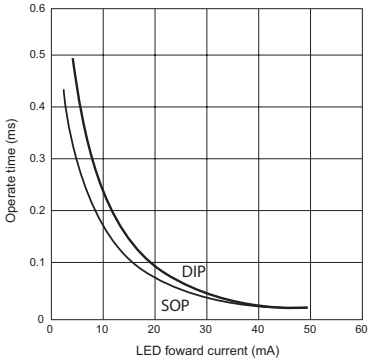

LED foward current Vs.
recovery time characteristics

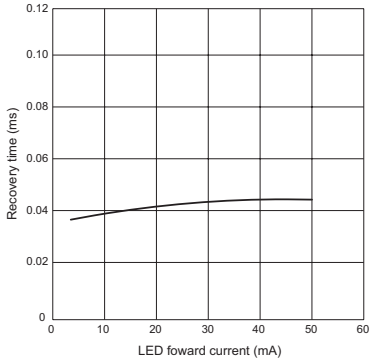

Applied voltage Vs.
output capacitance characteristics

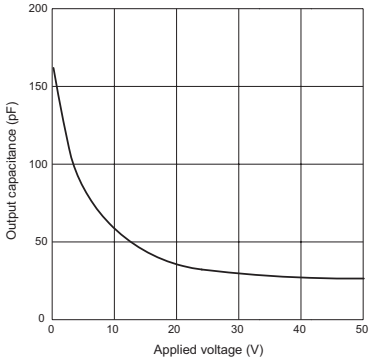

02252015

Mouser Electronics

Authorized Distributor

Click to View Pricing, Inventory, Delivery & Lifecycle Information:

Coto Technology:
C570S C670S